

Ogden Rock and Gem Club



# Beehive Buzzer

February 2013 Volume 40 Issue 2



## Issue Highlights...

Quartzsite Report	1-2
January Meeting Notes	2
Moral of Story: Bring Cash	3
Geologic Time Scale in a Day	4
Club Dues in 1984	5
Photo Quiz	5
2013 Field Trip Schedule	5
Concerning the Weather	5
Interesting News	6
Funny Page	7
Arrowhead from Dino Bone	8
Safety: Size Matters	9
Make Own Stone Cloth	9
Calendar and Show Dates	10
Officers/Club Info (updated)	11

## Club Notes:

- Mar 22-24 Wendover First field trip this year,. Details in Mar Buzzer. See Page 5 for Field Trip Schedule.
- Forward phone/address changes to Dave Law. New club directory coming soon.
- Remember to move clocks ahead Mar 10<sup>th</sup>—Daylight Saving Time

## Beehive Rock & Gem Club Program

February 28, 2013 – 7 pm

Our main presentation will be by Lynn Hayes.

He will help us learn how to perfect our samples which have cracks to seal, etc.

Short topics will also include the transformations of Obsidian.



*Please bring a single “mystery” rock or mineral for others to help you identify (if possible).*

See y’ all, “Rocky” Ray, Program Chair

**Remember we are meeting at our new location in the Multi-purpose room of the Roy Municipal Center. 5051 South 1900 West, Roy - Enter in back on lower level.**

## Presidents Message

### Quartzsite Report

I now fully understand the allure of becoming a snowbird. During the first ice storm in Utah since 1983 the snow and the level of smog in the area, Cathy and I picked a good time to head for Quartzsite, Arizona. When we left Harrisville it was -1 degree. When we arrived in Blythe, California at 7:00 that night it was 60 degrees. During our trip of nine days the temperature ranged from 60 to 85 degrees. We stayed in Blythe, which is about 20 miles from Quartzsite and has several nice places to stay. The only drawback is that it is a long drive to do in one day. When coming over the last hill from Blythe to Quartzsite you can see people camped everywhere. According to the locals the population goes from about 3500 to 300,000 for about three weeks.

There is a good article in the January Rock and Gem Magazine about the QIA (*Quartzsite Improvement Association*).

The desert in this part of the country is very beautiful. Friends and fellow Beehive members Sherm Thomson, Dan and Kim Gray,

Continued on next page...





Image Credit: BLM

Abandoned mine near Quartzsite

and Mark Acker took me rock hounding during our trip. The day and the rock we found could not have been better. The three major areas for rock hounds looking for rough and finished pieces are the shows at Tyson Wells, Desert Gardens and the QIA-Pow Wow. You can spend several days wandering all the shows. These shows have finished rock and rough from all over the world. I ended up buying rough from India, Australia, and Mexico, fire agate finished Opals from Spencer Idaho, Moon Stones and more which was only limited by my money.

We spent a good share of our trip hanging out at Cathy's aunt's house which sets between Tyson Wells and the Desert Gardens shows. We also spent 1 day shopping in Mexico.

Sherm says he goes on about one rock hound trip a week. There are so many areas within a hundred miles, it would take you a long time to visit them all. The group from where Cathy's Aunt lives goes on about three ATV trips a week. These trips are to old mines, areas where General Patton trained troops or just beautiful areas in the desert. They drive right from where they live using no trailers or paved roads.

The first thing Sherm does when he gets there is plant a garden. Due to all the wildlife this requires a fence to keep all the rabbits and other critters out. I think Sherm feeds them so they stay around. Running around his trailer are rabbits, quail and humming birds. Sherm keeps his 14" saw working all the time.

We had such a good time Cathy has finally decided to retire after next year and become a snowbird in Quartzsite.

Dan Siler, President



### January Meeting Notes

January's Club Meeting was our Annual Pot Luck Dinner! It was also the day that set a record for one of the worst ICE Storms in over 30 years! But those 23 brave souls who battled the weather were well rewarded with a Pot Luck dinner that would have made a King jealous! Once again the



cooking talents of the club members were at their best as we sampled enchiladas, many potato side dishes, beans, an amazing grape salad, and lots of dessert! If anyone went away hungry, it was their own fault!

Steve Smith, our Vice President, conducted. After the Pot luck dinner, our Program Chair, Rocky Ray, presented an amazing slide show of last year's field trips. These slides were collected by several of the club members, and submitted to Ray for this slide show. It was very enjoyable!

We also want to welcome our newest members to the club:

Kent and Colleen Lasater! They had a wonderful time at their first meeting.

Remember, we meet now in the bottom of the Roy City Offices - it's a nice room, and we can have FOOD!!

A Great time was had by all...

Thanks!!

Dave Offret, Club Secretary



Photos: Shari Bush



## The Moral of the Story...Bring Cash

By Dan Siler

Once upon a time on a hot August day, we headed for that perfect rock hunting location. (All stories with morals start that way!) After all the discussion of what we would find on the long ride out, I could hardly wait.

We arrived at our destination and I just knew that a diamond in the rough, that gold nugget, that perfect-banded agate, was just waiting to be scooped up. I jumped from the truck, grabbed my rock hammer and with bucket in hand rushed up the hill. In all that excitement I forgot my basic Boy Scout training: "Be prepared".



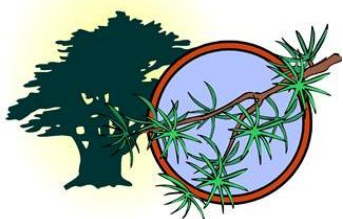
As I wandered through the sagebrush, now fifty miles from the truck, Mother Nature called, and called, and called. She can be rather insistent at times. I looked around for a private

place and to see if anyone was around. There was nothing but sagebrush.

At the top of the ridge, I saw a lone cedar tree and no fellow rockhounds. So trying to look like I had spied that perfect stone, I headed (*I ran!*

*She was pretty insistent now!*) for that poor looking tree. I looked around to make sure no one had followed me and tried to look like I was just checking out the tree.

I settled down and finished my business and that is when I realized I had ignored my basic Boy Scout training. Oh no! No paper!



I frantically checked all my pockets. Nothing! I looked around. No leaves. (*It was a cedar tree!*). There was nothing but sagebrush, sand, and rocks. I checked the rocks I had collected but

everything had a lot of dirt, very sharp edges, and little points everywhere.

What to do?

Then I thought, "What about my wallet?". I pulled it out looking for any old receipt, a scrap of paper... anything. Again, nothing!

I then looked to see what money I had. (*Now don't get ahead of me!*). No, I had no intention of using the money to some way buy some toilet paper since the nearest store was 200 miles away!

I looked in, let the moths fly out, and spied two one-dollar bills.




And that ends the story, except for the morals.

Moral 1: Remember your Boy Scout training. Always "Be prepared"!

Moral 2: It pays to be poor. They could have been twenties.

Moral 3: If you see two one-dollar bills under a cedar tree, you haven't found the mother lode and would be advised to leave them there.

PS: I told this story on one of our next trips out and we all laughed. The next day, we walked from camp to a new location. My fellow rock hound had done some research and written several pages of notes on what to look for in this location which he carried with him. He also ignored his Boy Scout training, so when he had the same call from nature, he found himself in the same predicament. I can just imagine his dilemma, "do I use the notes or the money?". To make a short story long, we completed the rest of the trip without the notes.



Also, when you see me carrying a backpack when collecting, you now know that it is not just to carry my treasures back. So if you feel the need, let me know. I am now always prepared!



## Geologic Time Scale in a Day

By Dave Harris

For me, the geologic time scale is difficult to comprehend. I get lost in the millions and billions of years. We can put things in perspective by converting it in terms we can relate to. Let's place the entire history of the earth in the length of one day, or 24 hours. The beginning of the earth will occur at the beginning of the day (00:00) and the present day will be 24 hours later at midnight. Since the earth is estimated to be 4.55 billion years old, each hour is equivalent to about 190 million years. I use three different time scales and dispense with the displaying the standard time periods to keep it simple.

On the blue scale, I have listed a few of the major events in the history of the earth. First life, single cell bacteria without a nucleus called prokaryotes, appears 5:32 in the morning. A billion years have passed so far, which means there is no life on earth for nearly a quarter of its existence. During the next 16 hours, an atmosphere of oxygen with an ozone layer is created and simple multi-cellular organisms appear. It is not until about 9:06 pm that numerous species of hard-shelled mollusks bursts upon the scene in what is known as the Cambrian Explosion.

Now things start getting very busy, so we move to the red scale. An abundance of life is created during the last 3 hours of the day, or 1/8<sup>th</sup> of the time the earth has existed. The first fish vertebrates appear, plants on land, amphibians, reptiles, mammals and then birds. Dinosaurs rule the earth for about one hour, becoming extinct at 11:39 pm. (That's just 21 minutes ago.)

The green scale spans the length of the last second of the day since things happen very quickly. Instead of using clock time, I use "seconds ago" on the right-side of the scale. Remains of modern humans have been found as old as 200,000 years but it wasn't until 50,000 years ago that we began to colonize and develop languages. That was just 1 second ago. About the time of the last ice age, *Homo floresiensis* dies out, leaving *Homo sapiens* as the only living species of the genus *Homo*. That was 1/4 of a second ago. History of man, the period of mankind that we have a history, is about 6000 years old. And on our scale... just over a 1/10 of a second!

If you would like to feel insignificant, take the average life expectancy in the U.S. which is 78 years. It is 1.5 milliseconds on our scale which is close to the average duration of light for a typical photo flash strobe. So compared to the age of the earth, our life on the planet is just a flash of light.

You will receive the two following bonuses this month:



1. Geological Society of Amer. (GSA) Geologic Time Scale, <http://www.geosociety.org/science/timescale/timescl.pdf>
2. U.S. Geological Survey (USGS) Geological Time Spiral, [http://upload.wikimedia.org/wikipedia/commons/7/79/Geological\\_time\\_spiral.png](http://upload.wikimedia.org/wikipedia/commons/7/79/Geological_time_spiral.png)

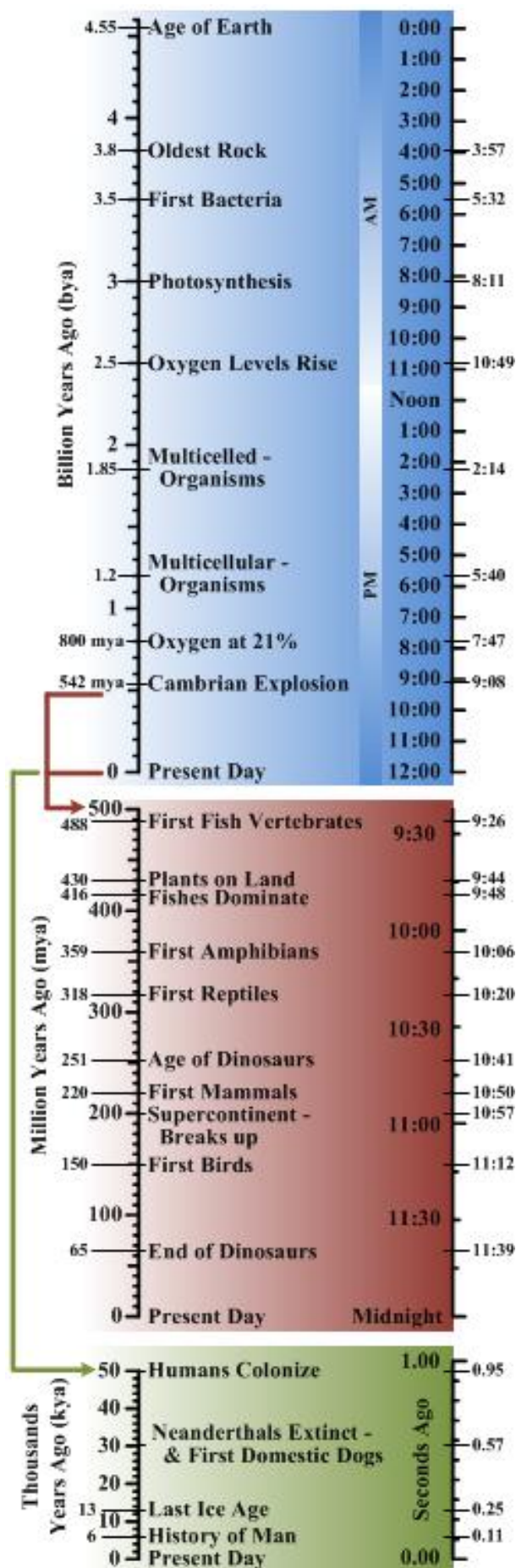


Image: Dave Harris/Beehive Buzzer



**Beehive Buzzer 40th Anniversary...****Club Dues in 1984**


While I was browsing some old 1984-1985 issues of the Buzzer that Leora Alexander lent to me, I came across the cost of annual dues for the club in 1984.

The first thought I had was, "Wow, that was sure cheap." In the table, I compare the 1984 dues to what we currently pay and what the equivalent cost is in 2011 dollars. I used 2011 dollars because that is the latest data available but it is still valid because our dues were the same in 2011. Just keep in mind that the numbers will be a little higher for 2013. We have since made the *Couples* and *Family* dues the same and have created a new *Junior* category for a member under the age of 18 not part of a family membership. Besides sharing a little Beehive rock & Gem Club historical trivia, the point I want to make is the club membership is still a great deal. It cost more to take your family to the movies than it does to buy an annual membership to the Club. It looks like the single membership is greater than inflation. Keep in mind, the dues in 1984 were very low. The equivalent in 2011 dollars is \$7.58. What could you buy in 2011 for \$7.58 that was equivalent to what you get as a member of the Club? Nothing! And unlike most products we buy today, Club dues rarely go up. Club membership is one of the best values. Insanely so! Editor

1984 Dues		1984 Dues in 2011 Dollars*	2013 Dues	
Single	\$3.50	\$7.58	Single	\$11.00
Couples	\$7.00	\$15.20	Couples/Family	\$16.00
Family	\$7.50	\$16.20		
			Junior	\$5.00

**Photo Quiz**

Image Credit: NASA/JPL-Caltech/MSSS and PSI



Two pictures of outcropping of rocks. Which one was taken on earth, and which was taken on Mars by *Curiosity*. They look very similar, don't they? See answer on page 7.

**2013 Field Trip Schedule**

**March 22-24 Wendover:** Plume Agate, Breccias, Ryolite Pavers, Other Agates

**April 26-28 Grouse Creek:** Quartz Crystal, Geodes/Thunder Eggs, Pastel Chert, Agate

**May 24- 28 (Memorial Weekend) Henry Mt./ Hanksville:** Petrified Wood, Coprolite, Barite Balls, Devils Toenails

**June 7-9 Topaz Mt:** Bullseye Rhyolite, Yellow Opal, Jasper and Obsidian Pebbles, Bacon agate, Topaz

**July 19-21 Cedar City/Milford:** Agate

**August 16-18 Salina/Last Chance Ranch:** Wonderstone, Queenstone

**August 30- Sept 2 (Labor day) Texas Springs:** Petrified Wood, Snake Skin Agate, Travertine.

**September 20-22 Wyoming—Kemmerer, Lander, Atlantic City, or Gardner Canyon Day Trip**

**October 11-14 (Multi-Club) Floy Wash, Moab**

**Concerning the Weather...**

"A lot of people like snow. I find it to be an unnecessary freezing of water". **Carl Reiner**

"Everyone talks about the weather, but nobody does anything about it." **Unknown**

"If you don't like the weather in New England, just wait a few minutes." **Mark Twain**



In spite of all the snow we received in January (the average snowfall for Ogden is 9 inches which we beat by a lot), the "water equivalent" in the mountains required to replenish the reservoirs is 12-15% below normal. Very interesting article in *Standard Examiner*, "Believe it or Not, All You Shovelers, Utah Needs More Snow, Experts Say", Jan 29, 2013.

<http://www.standard.net/stories/2013/01/29/believe-it-or-not-all-you-shovelers-utah-needs-more-snow-experts-say>

Editor


## Interesting News



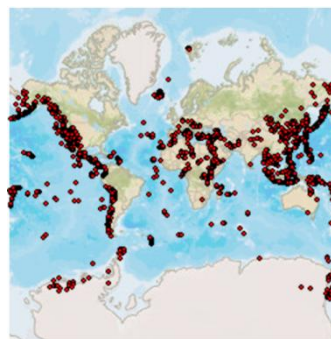
### PBS Nova TV Program *Earth from Space*

NASA *Earth from Space* is scheduled to air nationwide at 9 p.m. EST Feb. 13 on PBS TV stations. (Also rebroadcasts on other days. Check TV listings). The two-hour special explores how satellites are transforming our view of Earth and features interviews with scientists and new visualizations of our complex planet. The centerpiece of the program is an animation of the globe composed of 23 layers of satellite-based data and more than 125,000 images from space. For more info: <http://www.pbs.org/wgbh/nova/space/earth-from-space.html>

### Anyone Else Think This Looks Like the Cookie Monster?



NASA Ok, so maybe it's just me. But the superposition of younger craters on older craters (in this case two smaller craters upon the rim of an older crater) can result in landforms that appear to resemble more familiar shapes to human eyes. More generally, the Law of Superposition allows scientists to determine which surface features pre- and postdate others, leading to a better understanding of the geological history of different regions of Mercury's surface.



### Unrestricted Access to Details of Volcanic Eruptions

Details of around 2,000 major volcanic eruptions which occurred over the last 1.8 million years have been made available in a new open access database, compiled by scientists at


the University of Bristol with colleagues from the UK, US, Colombia and Japan. The open access database of Large Magnitude Explosive Eruptions (LaMEVE) will provide this crucial information to researchers, civil authorities and the general public alike.

LaMEVE is freely available online:

<http://www.bgs.ac.uk/vogripa/searchVOGRIPA.cfc?method=searchForm>

Source: University of Bristol press release issued 18 January 2013.

Read full text: <http://www.bristol.ac.uk/news/2013/9065.html>



Stunning View of Volcanoes of Kamchatka, Russia at Dawn



### Huge Gold Nugget Found in Australia

An amateur prospector found a gold nugget weighing 177 ounces with an estimated value of more than \$300,000. The discovery was made using a metal detector at a popular prospecting area outside Ballarat in the country's Southeast area. The lucky prospector wants to remain anonymous and will not disclose the exact location of the find. According to Cordell Kent, owner of The Mining Exchange Gold Shop in Ballarat, the find was one of the most significant in his 20 years in the business. Read more at ABC News:

<http://www.abc.net.au/news/2013-01-17/lucky-prospector-strikes-huge-gold-nugget/4470016>






Finally, with silence all around us, I decided to go to bed. About 15 minutes later, he came to bed.

But I still felt that he was distracted, and his thoughts were somewhere else.

He fell asleep - I cried. I don't know what to do. I'm almost sure that his thoughts are with someone else.


My life is a disaster.

#### Husband's Diary:



Boat wouldn't start, can't figure out why.

### — Answer to Photo Quiz on Page 5 —



#### Rock Outcrops on Mars and Earth

NASA This set of images compares the Link outcrop of rocks on Mars (left) with similar rocks seen on Earth (right). The image of Link, obtained by NASA's Curiosity rover, shows rounded gravel fragments, or clasts, up to a couple inches, within the rock outcrop. The outcrop characteristics are consistent with a sedimentary conglomerate, or a rock that was formed by the deposition of water and is composed of many smaller rounded rocks cemented together. A typical Earth example of sedimentary conglomerate formed of gravel fragments in a stream is shown on the right.

An annotated version of the image highlights a piece of gravel that is about 0.4 inches across. It was selected as an example of coarse size and rounded shape. Gravel fragments are too large to be transported by wind. At this size, scientists know the rounding occurred in water transport in a stream.

Scientists enhanced the color in the Mars image to show the scene as it would appear under the lighting conditions we have on Earth, which helps in analyzing the terrain.

Valentine's Day February 14<sup>th</sup>...

### The Difference Between Men and Women



#### Wife's Diary:

Tonight, I thought my husband was acting weird. We had made plans to meet at a nice restaurant for dinner.

I was shopping with my friends all day long, so I thought he was upset at the fact that I was a bit late, but he made no comment on it.

Conversation wasn't flowing, so I suggested that we go somewhere quiet so we could talk. He agreed, but he didn't say much. I asked him what was wrong;

He said, 'Nothing.' I asked him if it was my fault that he was upset.

He said he wasn't upset, that it had nothing to do with me, and not to worry about it.

On the way home, I told him that I loved him. He smiled slightly, and kept driving.

I can't explain his behavior I don't know why he didn't say, 'I love you, too.'

When we got home, I felt as if I had lost him completely, as if he wanted nothing to do with me anymore.

He just sat there quietly, and watched TV.

He continued to seem distant and absent.



## A UTE ARROW STRAIGHTENER IS MADE OF JURASSIC DINOSAUR BONE

BY GAVIN NOLLER

I am currently studying an arrow straightening tool left behind by the Ute Indians long ago. The artifact is made of an unusual material—a Jurassic dinosaur bone. As I work with this artifact that is more than 13 decades old, I imagine a scene when it was used.

*A group of Ute braves are sitting on a forested mountain slope that overlooks the plains where the braves and their families have camped. The braves are manufacturing arrowheads and straightening the shafts of their arrows for hunting. The day is quite peaceful. The sun is shining—showering the landscape with its blissful, gratifying warmth and light. In the distance, the dark silhouette of a herd of grazing bison is visible.*

*One brave, called Leaf Who Rides on the Wind, has a tool for straightening the shafts of arrows. It is made of a peculiar material that is like bone but is as hard as rock, and all the other braves believe it contains great medicine.*

*The arrow straightener that Leaf Who Rides on the Wind uses is part of a large dinosaur bone. The bone was smoothed so it would fit in his hand. A single long groove was put into the bone to straighten the shafts of arrows, so they would hit their intended target, straight and true.*

*After Leaf Who Rides on the Wind completes making and straightening an arrow, he wonders about how well the arrow will shoot. Ten quivers worth of arrows are finished, and with more to make, Leaf Who Rides on the Wind takes a moment to observe his surroundings in closer detail. Across the clearing in which he and the other braves sit, a couple of chipmunks are chasing each other. His thoughts are interrupted by a hunting call from a Shoshone hunting party from the west. Not wanting conflict, Leaf Who Rides on the Wind and the other braves quickly gather their things and then hastily make their way down the mountain slope and into their camp. They recount the events of the afternoon to their families late into the night around their campfire, and as the moon climbs into the night sky, they head for their tepees and soon fall asleep.*

*Leaf Who Rides on the Wind wakes up the next morning to find that his special tool of untold magic and power is missing, and he is afraid that he has misplaced it. He was desperate to find it as he feared he would not hunt well. He looks everywhere and asks his friends if they have seen it. Several days later, he finds it behind a thriving mountain mahogany bush, where he had dropped it earlier on his way from coming down the mountain slope. Eventually Leaf Who Rides on the Wind lost his arrow straightener one last time.*

More than 13 decades later it was found again, this time by a fossil hunter. Arrow straighteners are not that common and are not always seen in museums. But when they are, they will probably not be made of dinosaur bone from a prehistoric time that has long faded away. Now that the artifact has been recovered, it is currently being studied. Continued research will reveal more of the archeological secrets of this arrowhead straightener made of a Jurassic dinosaur bone.

Table 1. Measurements


Length (across groove)	approx. 8.89 cm
Width (tip to groove)	approx. 6.89 cm
Height (bottom to top pictured)	approx. 5.08 mm
Groove length	approx. 5.08 mm
Groove width (at top)	approx. 5.08 mm
Groove depth	approx. 1.27 cm
Weight	242 grams



**Figure 1.** View of arrow shaft straightener made of dinosaur bone from a Jurassic bone bed. G. Noller collection. Photo © by G. Noller (used with permission).



**Figure 2.** Two red lines show where the groove is on the top of the arrow straightening groove. G. Noller collection. Photo © by S. Veatch (used with permission).



**Author bio:** Gavin Noller is a 12-year-old middle school student in 6th grade. His favorite subject in school is science, and he loves finding rocks and fossils in his free time. Gavin also has a strong interest in archaeology. He is a member of the Colorado Springs Mineralogical Society and has worked on day-long outreach projects at the Colorado City Founder's Day celebration and the Cool Science Festival at the University of Colorado at Colorado Springs.



## SIZE MATTERS

BY ELLERY BOROW, EFMLS SAFETY CHAIR, MAY 2012

VIA THE FRANKLIN COUNTY ROCKHOUNDER, JUNE 2012, VIA STRATA GEM, DECEMBER, 2012,  
VIA SHAWNEE SLATE, DECEMBER, 2012

**R**eally! It does! Think of cabinet specimens, thumbnails and micro-mounts - one would never enter a cabinet specimen in a micro-mount competition. Now think even smaller, think chips, dust and microns. Imagine collectors working on breaking rocks in a hot dusty quarry. Imagine the look after hours of digging, hammering, and even perspiring where clothes are dirty, gloves are dirty, face is probably dust covered (with assistance from the aforementioned perspiration and dust). The only part of one not dust covered are the clean circles around your eyes that were protected by your goggles - you were wearing your goggles weren't you? If so, congratulations! Give yourself a pat on the back).

Now think of your nose. With all that quarry dust and those chips flying your way, think of the title of this article. Size matters. Hammer chips may go flying but they soon land on the ground or in your shoes. Dusts, especially the really fine particles, are often suspended in the air for lengthy periods of time - time in which they can cover clothes and gloves and faces and be inhaled. Our noses are nice moist places. They provide great mechanisms for collecting dust. Given small amounts of dust, one's nose is remarkably efficient with keeping particulate matter from reaching our lungs. Noses are efficient, think of a dirty sneeze - you know the kind I'm talking about. Now, if you are not experiencing such sneezes, again congratulations - either you are working in a relatively clean environment or are taking steps to protect your lungs by wearing a dust filtering mask. Give yourself another pat on the back.

It is good to protect yourself by wearing a dust mask. It is even better to prevent dust from getting to you in the first place. It's even better to avoid dust in the environment or be exposed to dust to begin with; but, really, we live in a dirty, dusty world. Let's settle for good ventilation (either natural or man made) to keep dust away when we can - if we can't, a dust mask may be called for.

Lapidary work has similar issues. We are supposed to use good ventilation practices and keep dust down by keeping things wet as we enjoy our lapidary work. Now, think of most lapidary equipment. Even with the best of good practices the equipment becomes dirty and dust covered. How does it get dirty? Well, yes there is usually some splashing, but a good deal of cutting dust is transported by water vapor and mist in the air. That water vapor is carrying that dust to equipment, to aprons, to worktables, to hands, and to faces - and faces (except for certain prizefighters) are where our noses reside. If one does a good deal of lapidary, please consider protecting your nose with the use of adequate ventilation in conjunction with a proper fitting dust filtration mask. One may be surprised to note just how moist a dust mask gets with that water vapor carried dust.

Your nose knows that size matters. I hope this short message has engaged your brain to think so as well. The chips may fall where they may, but dust goes on and on - just hanging around to await inhalation.

*Via Rocky Mountain Federation News, 1/13*

### ***Lapidary Tips – Make Your Own Stone Cloth by Mike DeMeritt***

Ever notice how quickly a polished stone starts to lose its luster when passed around and shown off? Many things contribute to this phenomenon, but two common elements are skin oils and microscopic abrasive particles. Professional gem dealers carry a "stone cloth" like the type available from the Gemological Institute of America. But unless you are a GIA alumni, you probably don't know where to start looking - and when you find cloths available, the asking price is often a little hard to swallow!

The good news is that you can make your own! Buy some felt (tight-grained is better) at any fabric or craft store. Think of the fabric on the inside of a Sterling Silver polishing cloth as a sample. Simply cut the felt to the size and shape you desire, then mist one side with 100,000-grit diamond spray (available at lapidary or rock shops, or occasionally available from faceter friends - good ones, anyway!). Let dry overnight. Use the side without diamonds first, to remove oils, then rub the stone well with the diamond-impregnated side. You (and all onlookers) will be pleasantly impressed!

You can use diamond spray of larger grit size (50,000 works well), but be certain not to use a grit size larger than your final polishing stage, or you'll "erase" your beautiful original finish! If you polish with an oxide compound (cerium, alumina, etc.), don't use any grit size larger than 50,000 (note that "larger" translates to a smaller number in this regard...). This works well for almost any material, although it works particularly well for agates and jasper - and their "evil" habit of losing luster over time.

*Cutting Remarks, 4/12; via Pick Hammer, 2/13*



### **Presidents Day February 18...**

"Freedom is never more than one generation away from extinction. We didn't pass it to our children in the bloodstream. It must be fought for, protected, and handed on for them to do the same." **Ronald Reagan**

**Calendar****February****7****Board Meeting****Roy Library****7 pm****14****Valentine's Day****18****Presidents Day****28****Monthly Club Meeting****Roy Municipal Center****7 pm****March****7****Board Meeting****Roy Library****7 pm****10****Daylight Saving Time****17****St. Patrick's Day****28****Monthly Club Meeting****Roy Municipal Center****7 pm****31****Easter****April****4****Board Meeting****Roy Library****7 pm****22****Earth Day****25****Monthly Club Meeting****Roy Municipal Center****7 pm****Show Dates****March**

2-3—CALDWELL, IDAHO: Annual show; Owyhee Gem & Mineral Society; O'Conner Field House; 2200 Blaine; Sat. 9-6, Sun. 9-5; adults \$3, children (under 11) free with adult; dealers, rock, gems, jewelry, fossils, live demonstrations, silent auction, sand dig, door prizes, member display cases, kids' Wheel Spin, grab bags; contact Susan Beattie, (208) 466-6184; e-mail: [susan71061@aol.com](mailto:susan71061@aol.com); Web site: [www.owyheerocks.com](http://www.owyheerocks.com)

7-10—DEMING, NEW MEXICO: 48th Annual Rockhound Roundup Gem & Mineral Show and Sale; Deming Gem & Mineral Society; SWNM Fairgrounds; 4200 Raymond Reed; Thu. 9-5, Fri. 9-5, Sat. 9-5, Sun. 9-5; free admission; jewelry and rock-related items, displays, demonstrations, spinning wheel, geode cutting, guided field trips, children's corner, silent auction, live auction, door prizes, cash raffle; contact Maurice Crawford, 713 W. Spruce St. PMB 726, Deming, NM 88030, (575) 546-0056; e-mail: [thedgms@gmail.com](mailto:thedgms@gmail.com); Web site: [dgms.bravehost.com](http://dgms.bravehost.com)

9-10—FILER, IDAHO: Annual show; Magic Valley Gem Club; Twin Falls County Fairgrounds; 215 Fair Ave.; Sat. 9-5, Sun. 9-5; adults \$2, children (under 12) free with adult; demonstrations by Herrett Museum, Hagerman Fossil Beds and Magic Valley Gold Panning Club, dealers, silent auctions, door prizes, grand prize, wheel of fortune, display cases, hands-on mineral table, educational exhibits, sand dig; contact Shirley Metts, (208) 423-4827; e-mail: [imetts@centurylink.net](mailto:imetts@centurylink.net)

15-17—SPANISH FORK, UTAH: 54th "Spring Parade of Gems"; Timpanogos Gem & Mineral Society; Spanish Fork Fair Grounds; 475 S. Main; Fri. 10-7, Sat. 10-7, Sun. 10-5; free admission; displays, dealers, jewelry, fossils, equipment, Mr. Bones, door prizes, touch table, rock sales, silent auction, rocks in the rough, minerals, lapidary equipment, Junior Club Booth, kids' grab bags, Wheel of Fortune, instruction on polishing cabochons, demonstrations, faceting, knapping, wire wrapping, beading, fluorescent mineral display; contact Keith Fackrell, 2295 East 700 South, Springville, UT 84663, (801) 592-0410; e-mail: [timprocks@gmail.com](mailto:timprocks@gmail.com); Web site: <http://timprocks.weebly.com>

22-24—SANDY, UTAH: Wholesale and retail show; Gem Faire Inc.; South Towne Expo Center; 9575 S. State St.; Fri. 10-6, Sat. 10-6, Sun. 10-5; adults \$7 (3 days), children (11 and under) free; jewelry, gems, beads, crystals, silver, rocks, minerals, more than 70 exhibitors, jewelry repair while you shop; contact Allen Van Volkinburgh, (503) 252-8300; e-mail: [info@gemfaire.com](mailto:info@gemfaire.com); Web site: [www.gemfaire.com](http://www.gemfaire.com)

**April**

12-14—OGDEN, UTAH: 62nd Gemstone Junction; Golden Spike Gem & Mineral Club; Golden Spike Event Center; Weber County Fair Grounds, 1000 North 1200 West; Fri. 9-6, Sat. 10-6, Sun. 10-4; adults \$2, seniors and students \$1.50, children (12 and under) free; Mr. Bones, grab bags, Wheel of Fortune, rock painting, sapphire and garnet digs, more than 20 dealers, rocks, minerals, jewelry, beads, faceted stones, lapidary supplies, gold, fossils, more than 60 exhibits, displays, demonstrators; contact Cynthia Aeschlimann, PO Box 12835, Ogden, UT 84414, (801) 648-5060; e-mail: [club@goldenspikegem.org](mailto:club@goldenspikegem.org); Web site: [www.goldenspikegem.org](http://www.goldenspikegem.org)

Check <http://www.rockngem.com/show-dates-display/?ShowState=ALL> for other shows throughout the country.



## Officers & Club Information

### 2013 Board of Directors

#### Officers

President	Dan Siler	801-737-3013
Vice President	Steve Smith	801-731-4216
Secretary	Dave Offret	801-791-6081
Treasurer	David Law	801-731-4255

#### Activity Committee and Chairpersons

Field Trip Leader	Joe Kent	801-771-8184
Program	Ray Rutledge	801-732-8331
Door Prize	Jim Alexander	801-399-0785
Hospitality	Linda Pilcher	801-392-7620
Communications	Kay Berry	801-825-6261
Membership	David Law	801-644-4931
Mini-show	Alice Crittenden	801-547-7781
Safety	Lynn Hayes	435-723-2216
Publicity	Mark Acker	801-475-4705
Buzzer Editor	Dave Harris	801-737-1266
Associate	Leora Alexander	801-399-0785
Photographer	Shari Bush	801-388-8605
Calling Committee	Sherm & Ricky Thompson	435-760-1362

#### Federation Representatives

Rocky Mountain Federation Delegate	Joe Kent
Utah Federation Delegate	Open
Public Land Advisory Committee	Jim Alexander

#### Club Affiliations

The Beehive Rock & Gem Club began in April of 1970 and is a member of the following:

Utah Federation of Mineralogical Societies  
 Rocky Mountain Federation of Mineralogical Societies  
 American Federation of Mineralogical Societies  
 Scribe

#### Advertising Rates:

For sale ads are permitted for members at no charge. Business advertisements will be charged at the rate of \$5.00 for 1/4 page or 15 cents per word for less than 1/4 page.

#### General Objectives of the Club

The purpose of our club is to stimulate interest in the collection of rocks, minerals, gem materials, and legal fossils. To discuss and impart our knowledge of the different phases of collecting, cutting, polishing and displaying them. Also to organize educational meetings, field trips and similar events while enjoying and protecting our natural resources.

#### Membership Dues

Yearly membership dues are for adult members are

Single	\$11
Couple or Family	\$16
Junior (Under 18 not part of family membership)	\$5

Dues are due October 1 of each year.

#### Meetings

General club meetings are held at 7 pm on the fourth Thursday of each month in the multi-purpose room of the City of Roy Municipal Center located at 5051 South 1900 West, Roy, Utah.

*All visitors are welcome!*

Board Meetings are held at 7 pm on the first Thursday of each month at the Roy Library located at 1950 West 4800 South, Roy, Utah.

#### Newletter

The Beehive Buzzer is the official newsletter of Ogden Beehive Rock and Gem Club and is published eleven times per year. Please send submissions and exchange bulletins to [beehivebuzzer@gmail.com](mailto:beehivebuzzer@gmail.com).

Any material in this bulletin may be copied, unless marked as copyrighted, as long as credit is given.

